

Figure 1.1 World economic history in one picture. Incomes rose sharply in many countries after 1800 but declined in others.

source: Gregory Clark, *A Farewell to Alms a Brief Economic History of the World* (Princeton: Princeton University Press, 2007), 2

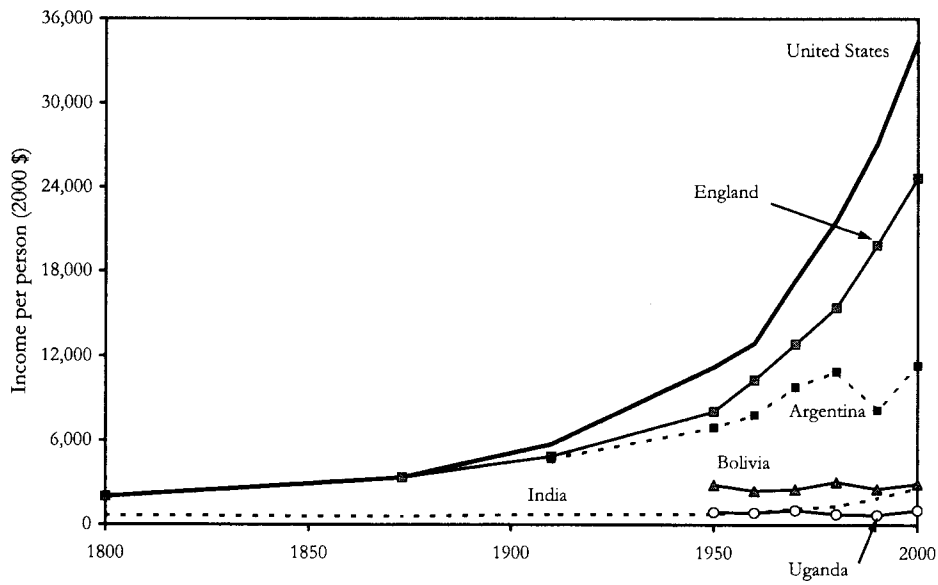


Figure 15.5 Incomes per capita (2000 \$). Data from Prados de la Escosura, 2000 (1910) and Heston et al., 2006 (1950–2000).

source: Gregory Clark, *A Farewell to Alms a Brief Economic History of the World* (Princeton: Princeton University Press, 2007), 321

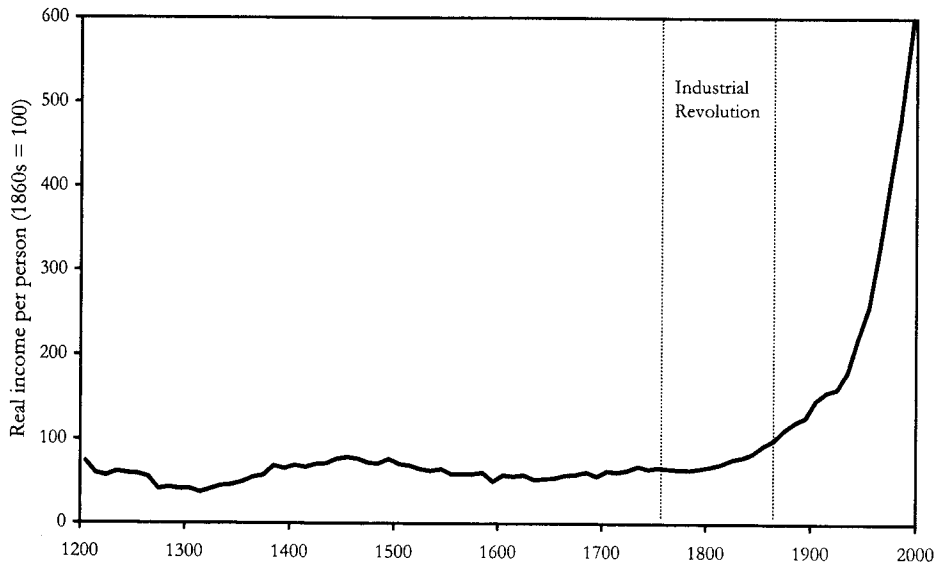


Figure 10.2 Real income per person in England, 1260s–2000s.

source: Gregory Clark, *A Farewell to Alms a Brief Economic History of the World* (Princeton: Princeton University Press, 2007), 195

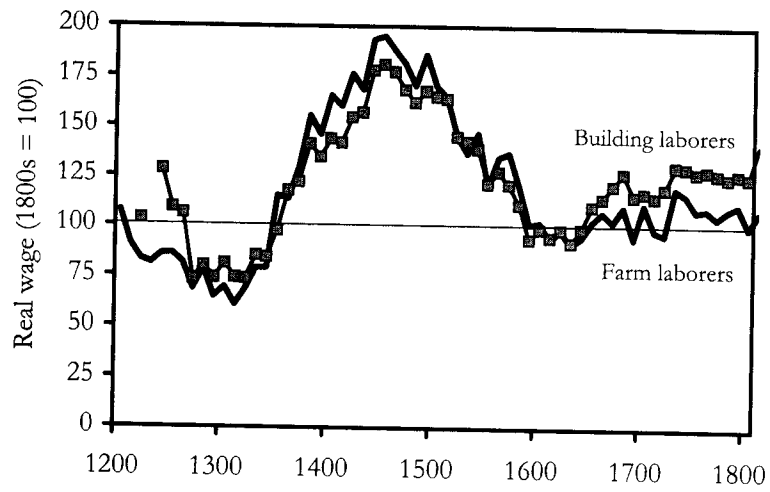


Figure 3.1 English laborers' real wages, 1209–1809.

source: Gregory Clark, *A Farewell to Alms a Brief Economic History of the World* (Princeton: Princeton University Press, 2007), 41