










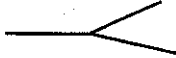
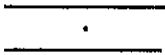


# STUDENT SHEET 1.4

## Fingerprint Patterns

Pattern	Examples		
Whorl			
Loop			
Arch			

STUDENT SHEET 1.5

Galton Characteristics (Ridge Characteristics)

Characteristic	Example
Fork (Bifurcation)	
Dot	
Ending Ridge	
Enclosure	
Short Ridge	